



MONTGOMERY COLLEGE

FALL 2024 ENROLLMENT FACTS



18,835

Total Number of Credit Students

Change From Previous Year

5.8%

3,718

First Time Ever in College

Change From Previous Year

4.3%



63.9%

Fall 2022 to Fall 2023 Retention of New Students



2,356

High School Dual Enrollment



23.1

Average Student Age



10,407 (55.3%) **8,389** (44.5%) **39** (0.2%)

■ Female Students ■ Male Students ■ Unknown

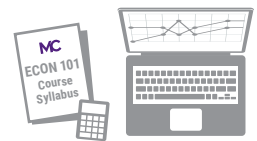


12,289 (65.2%) **6,546** (34.8%)

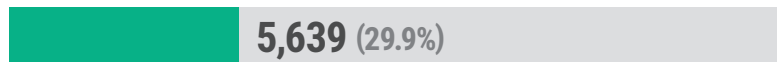
■ Part Time Students ■ Full Time Students

9.0

Average Load (Credits and Billable)




Hispanic




Black




White



Asian



Foreign/Unknown



Multi-Race/Native American/Pacific Islander

